



SHERPA

CIAO's Modeling and Fitting Application

Aneta Siemiginowska



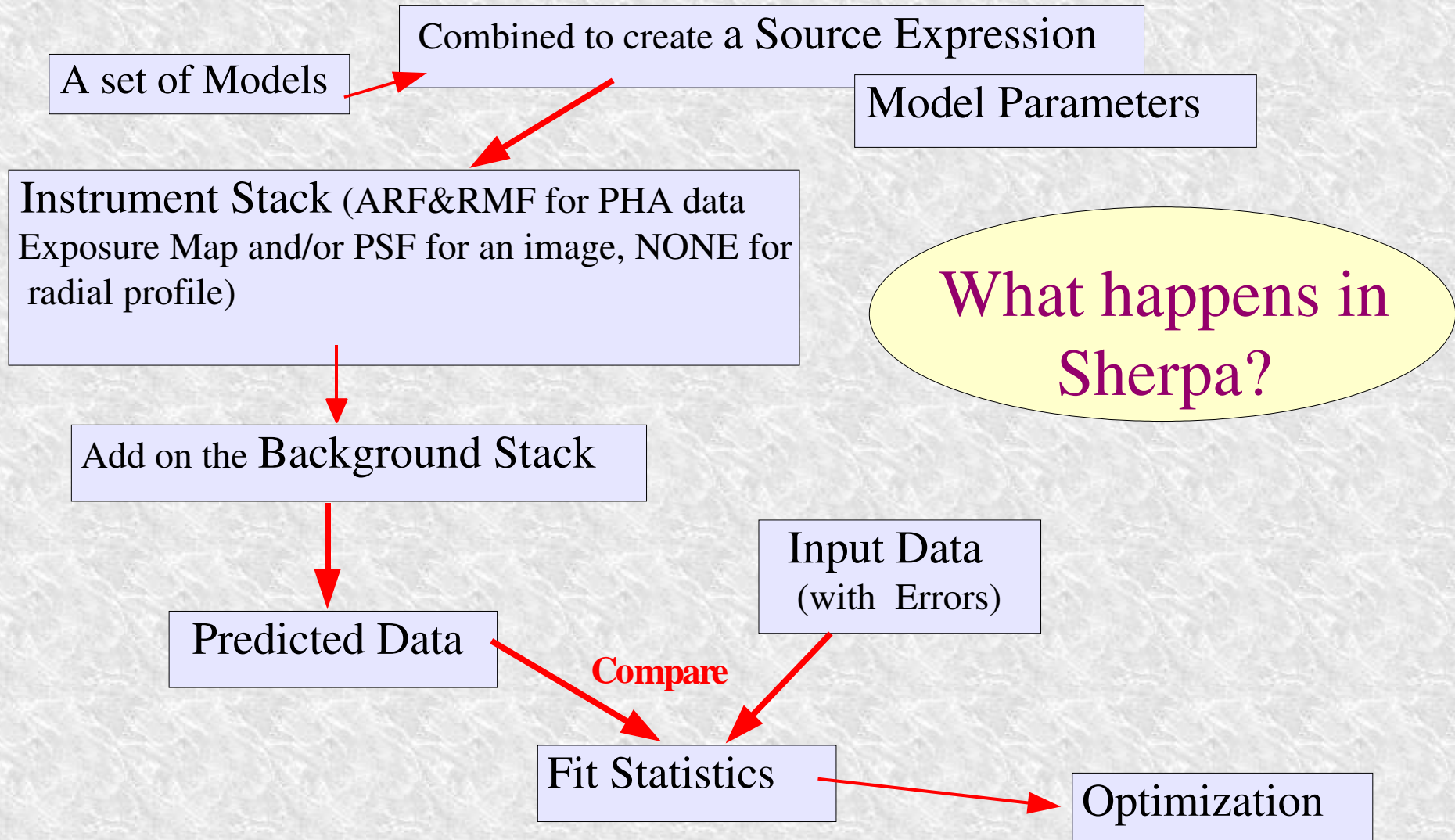
Modeling and Fitting Software

- **XSPEC** - analysis of 1D X-ray data (imaging + grating)
- **ISIS** and **Pint of Ale** - primarily for analysis of high-resolution (ie grating) X-ray data
- **Sherpa** - generalised multi-dimensional fitting package
- All programs use the technique of **forward fitting**:
 - a model is evaluated, compared to the actual data, and then the parameters are changed to improve the match. This is repeated until convergence occurs.



What can you do in Sherpa?

- Standard PHA based analysis.
- Model data in many spectral bands simultaneously, e.g., optical/ X-rays.
- Access ATOMDB and GUIDE/ISIS for grating data analysis.
- Fit radial profiles.
- Simulate 1D data.
- Model 2D image data, e.g., fit surface brightness of the extended source.
- Get normalization of your PSF, while fitting the data with 1D/2D PSF.
- Use the PSF as a convolution kernel in the 2D image analysis(FFT or sliding cell).
- Convolution using the TCD library kernel.
- Use of exposure maps in the image analysis.
- Joint-mode data: spatial-spectral, spatial-timing
- Use scripts based on Sherpa only commands.
- Use S-lang on command line and in S-lang based scripts. S-lang allows you to access directly the internal information about the data, models, statistics.
- Use your own models with User Models and S-lang user models.





Main SHERPA Components

- Data Input/Output.
- Visualization through ChIPS and ds9
- Model library and model language.
- Statistics and Error Analysis.
- Optimization Methods.
- Access to the internals through S-lang.



Data Input/Output

- General use of data type and dimensionality.
- Supported types of files: ASCII, FITS binary tables and Images, PHA types I & II, IRAF IMH and QPOE files
- Sherpa:
 - ◆ groups the data if appropriate;
 - ◆ treats integer, float or double precision data;
 - ◆ supports data of arbitrary dimensionality
- I/O interface through Data Model and Varmm
- Filtering while reading the data.
- Input data on the command line in two ways.



MODELS

- Three main type of models:
 - ◆ **Source**
 - ◆ **Background**
 - ◆ **Instrument**
- Model library consists of several models (plus XSPEC v.11) which can be used to define a **source** or **background** model
- There are different types of **instrument models** to support both 1D and 2D analysis.
- **Instrument** models are **convolved** with **Source** and **Background** models before the model predicted data is compared with the observed data.
- Instrument and Background models are **NOT** required. Source models **have to be defined** for fitting.



Fit Statistics in Sherpa:

Sherpa has a large array of statistics appropriate for analyzing Poisson-distributed (*i.e.* counts) data.

- Statistics based on χ^2 :
 - CHI GEHRELS
 - CHI DVAR
 - CHI MVAR
 - CHI PARENT
 - CHI PRIMINI
- Statistics based on the Poisson likelihood:
 - CASH
 - BAYES

If the data are not Poisson-distributed (*i.e.* fluxes), then alternatives include:

- least-squares fitting: setting all variances to one
- providing errors in an input file.



Optimization in Sherpa

Optimization => minimizing the statistics (χ^2 or $\log \mathcal{L}$) by varying the thawed parameters of the model.

- **Find a local minimum:**

LEVENBERG-MARQUARDT
POWELL
SIMPLEX



Fast, but not appropriate for finding the global minimum of a complex statistical space when starting from a random point

- **Attempt to find the global minimum:**

GRID
GRID-POWELL
MONTECARLO
MONTE-LM
MONTE-POWELL
SMULATED ANNEALING



Computationally intensive algorithms designed to search complicated statistical surfaces.

- **Optimize/Reject/Filter:**

SIGMA-REJECTION outliers are filtered from the data.



Confidence Intervals

- Vary a parameter's value, while holding the values of all the parameters to their best-fit values, until the fit statistic increases by some preset amount from its minimum value ($\chi^2 = 1$ for 1).
 - Uncertainty
 - Projection
- Calculate **Covariance** matrix:

1 σ confidence intervals are given by $\sqrt{C_{ii}}$

where $C_{ji} = I_{ij}^{-1}$

and I_{ij} - the information matrix computed at the best-fit point:

$$I_{ij} = \frac{\partial^2 \chi^2}{\partial p_i \partial p_j}$$

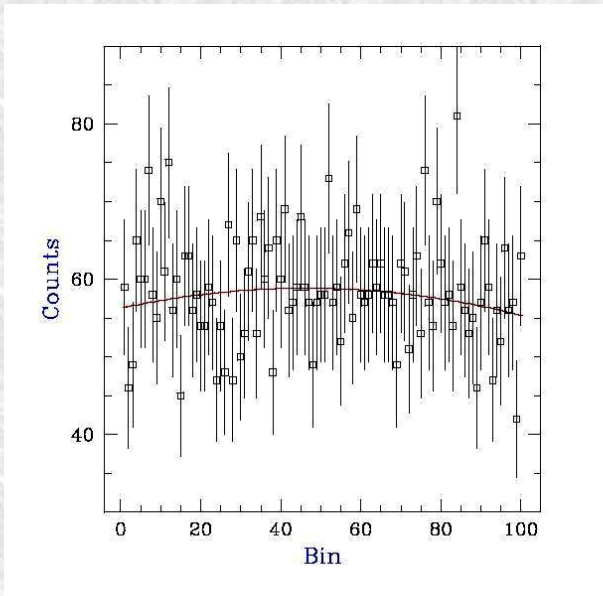
or any other statistics



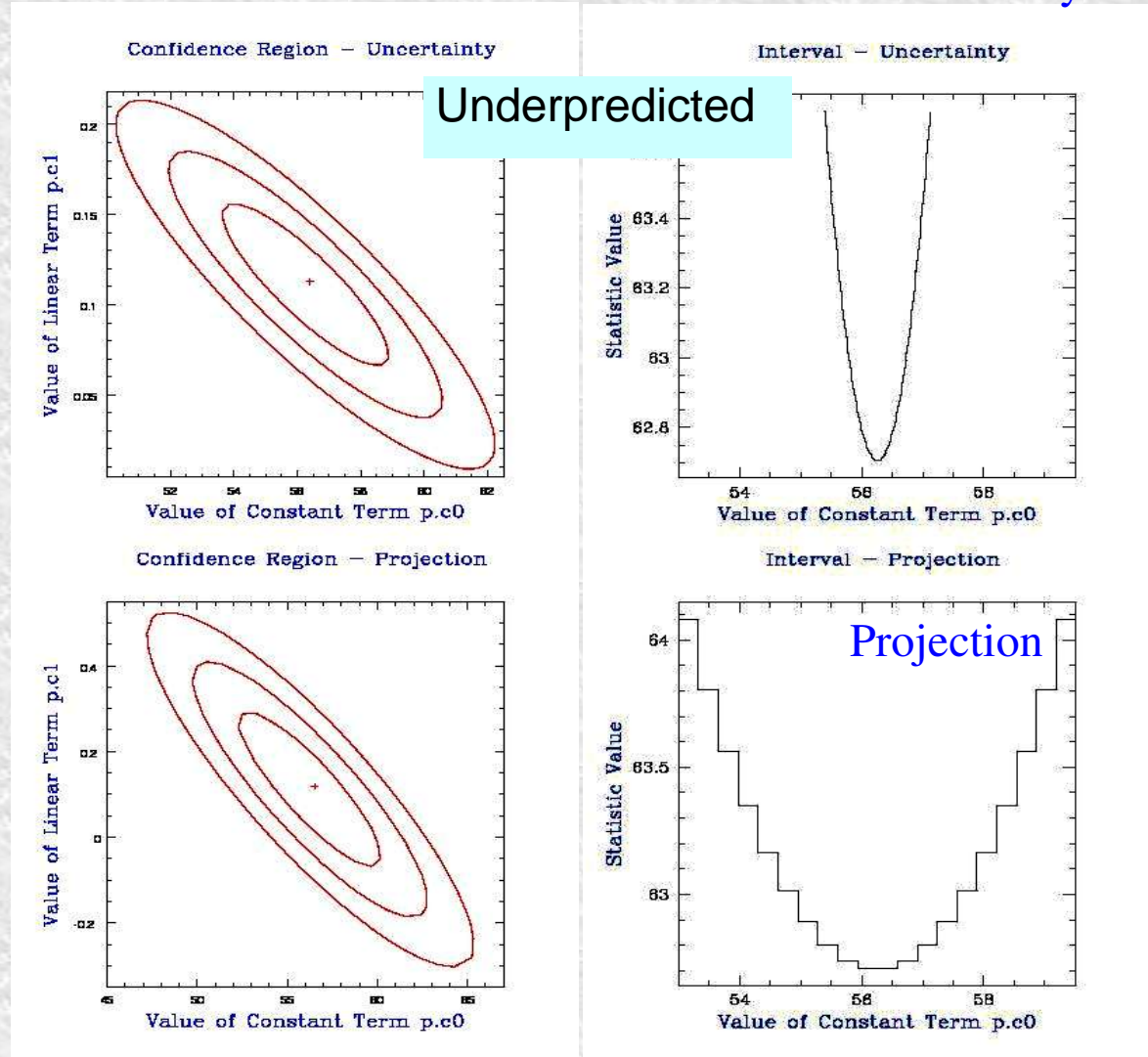
Visualize Confidence Levels

Uncertainty

Data and the Best Fit Model



Well behave parameter space!





Customize Sherpa

- **Sherpa State Object** (e.g. Configuration file) – S-lang variable initialized at the start of the Sherpa session:

```
sherpa> print(sherpa)
plot          = sherpa_Plot_State
dataplot      = sherpa_Plot_State
fitplot       = sherpa_FitPlot_State
resplot       = sherpa_Plot_State
multiplot     = sherpa_Draw_State
output        = sherpa_Output_State
regproj       = sherpa_VisParEst_State
regunc        = sherpa_VisParEst_State
intproj       = sherpa_VisParEst_State
intunc        = sherpa_VisParEst_State
proj          = sherpa_Proj_State
cov           = sherpa_Cov_State
unc           = sherpa_Unc_State
con_levs      = NULL
modeloverride = 0
multiback     = 0
deleteframes  = 1
clobber       = 0
```

Customize Plotting

Customize Confidence Levels

```
sherpa> print(sherpa.regproj)
fast          = 1
expfac        = 3
arange        = 1
min           = Double_Type[2]
max           = Double_Type[2]
log           = Integer_Type[2]
nloop         = Integer_Type[2]
sigma         = Double_Type[3]
```



Customize Sherpa

- **Sherpa Resource File:**
 - a text file with Sherpa/Chips/S-lang commands
- **Access:**
 - Environment variable **SHERPARC**
 - File **.sherparc** in current directory \$PWD
 - File **.sherparc** in HOME directory \$HOME

- **Example:**

```
unix% more .sherparc
# Example Sherpa resource file
message("Starting to process sherparc")
paramprompt off
method simplex
define q () { () = sherpa_eval("quit"); }
message("Finished processing .sherparc")
```



Learn More on Sherpa Web Page



URL: <http://cxc.harvard.edu/sherpa/>
Last modified: 19 Feb



Sherpa

CIAO's Modeling & Fitting Application

Analyse X-ray Data Help Download Scripts FAQ Contact CIAO

Sherpa, CIAO's generalized modeling and fitting engine, allows users to construct complex models and to models to data in N dimensions. It has a library of optimization methods and fit statistics. *Sherpa* is "domain independent", i.e. it does not require particular axes to be fit. It is also mission independent, with no reliance on Chandra data. For example, it has been used to analyze HST spectra.

Sherpa supports *S-Lang*, an interpreted programming language that can be used for scripting and data manipulation. Existing *S-Lang* scripts and utilities are available for download on the [CIAO scripts page](#).

The [GILDAS](#) package within *Sherpa* links *Sherpa* results (stored in a [MJD](#) file) to the [AUMDB](#), enabling identification of spectral lines and the use of their properties in further fitting.

In order to run *Sherpa*, you must [download and install CIAO](#).

Sherpa CIAO 3.1 Highlights

- Significant changes were made to how *Sherpa* handles instrument models. When a new data set is received, instrument models that were with older data are now "unassigned"; this has been done to ensure that users do not apply unsuitable instrument models to the data sets.
- If a model has its [integrate setting](#) turned off and the data is binned, the model will now be evaluated at the center of the bin, which matches the behavior of the XSPEC "multiplicative" models. In previous versions of CIAO, the evaluation was done at the left-edge of the bin.
- Updates have been made to handling the grouping and quality flags associated with the data. This information can also be assigned to data sets via the *S-Lang* functions [set_grouping](#) and [set_quality](#). A new thread [Re-assigning PHA data in Sherpa](#) has been created to show this function can be used to re-group your PHA data within *Sherpa* on the fly.

See the [Sherpa release notes](#) for a complete list of CIAO 3.1 changes.

CIAO's Modeling & Fitting Application

<http://cxc.harvard.edu/sherpa/>



URL: <http://cxc.harvard.edu/sherpa/threads/>
Last modified: 6 Aug

Sherpa Threads for CIAO

When running a thread for the first time, you may wish to follow along, using the actual data employed in the thread. Please see the [Getting Started](#) thread for instructions on how to download and use the example data.

All threads

A list of all the threads on one page.

Introductory

These threads explain the basics of *Sherpa*: reading data, establishing models, fitting, and plotting. In order, how to customize plots via the *Sherpa* state objects (a.k.a. configuration variables) is covered as well.

Fitting [help](#) [examples](#)

Sherpa provides extensive facilities for modeling and fitting data. The topics here range from basic fits with source spectra and responses to more advanced cases such as simultaneous fits to multiple datasets, account the effects of pileup, and fitting spatial and grating data.

Plotting

Sherpa allows the user to plot data, fits, statistics, ARFs, contours, surfaces, and more. These threads describe basics of plotting as well as various methods for customizing plots.

Statistics

Sherpa provides numerous tools for determining goodness of fit, errors in parameter values, confidence intervals, and other statistical measures of a model's validity. These threads describe how to use these tools in your work.

S-Lang [help](#) [examples](#)

The *S-Lang* language and *SherpaS-Lang* module provide a powerful means of extending *Sherpa*'s capabilities through custom-made functions and scripts. The threads here introduce *Sherpa*'s *S-Lang* functionality and provide some examples of its use.

Miscellaneous [examples](#)

These threads describe other tasks that one can perform using *Sherpa*.